

Online Library P Id Symbols Wordpress

P Id Symbols Wordpress

Thank you very much for downloading **p id symbols wordpress**. As you may know, people have search numerous times for their favorite readings like this p id symbols wordpress, but end up in malicious downloads. Rather than enjoying a good book with a cup of tea in the afternoon, instead they are facing with some infectious virus inside their laptop.

p id symbols wordpress is available in our book collection an online access

Online Library P Id Symbols Wordpress

to it is set as public so you can download it instantly.

Our digital library hosts in multiple locations, allowing you to get the most less latency time to download any of our books like this one. Kindly say, the p id symbols wordpress is universally compatible with any devices to read

P\u0026ID Symbols \u0026
Abbreviations| Piping
Analysis **P\u0026ID, PFD
Instruments Symbols \u0026
Abbreviations | Piping
Analysis** ~~How to Interpret
DCS and PLC Symbols on a~~
~~P\u0026ID~~ *P\u0026ID Symbols
Drawing and Legend List*

Online Library P Id Symbols Wordpress

*Valves Symbols used in
P\u0026ID and Piping
Isometric drawings - With
Detail Explanation P\u0026ID
SYMBOLS | PIPING MANTRA |
How to Read P\u0026ID
Drawing — A Complete
Tutorial HOW TO READ
P\u0026ID | PIPING AND
INSTRUMENTATION DIAGRAM |
PROCESS ENGINEERING | PIPING
MANTRA | How to Read a
P\u0026ID? (Piping \u0026
Instrumentation Diagram)*

P\u0026ID basic symbols

Standard P\u0026ID Symbols

Legend | Industry

Standardized P\u0026ID

Symbols -INSTRUMENT SYMBOL

PnID Symbols and Lines Basic




Diagrams \u0026 Symbols |

Piping Analysis

Online Library P Id Symbols Wordpress

P\u0026ID - Piping and
Instrument Diagram Symbols
Pipefitter

What are the Differences
between DCS and SCADA?Are
*You Experience Piping
Interview? What is a PID
Controller? 37.5 Degree
bevel/pipe beveling grinder/
how to make 37.5 degree
angle/ pipe bevel formula
(Hindi) Types of valves
\u0026 their Functions /
Piping Analysis*

p\u0026id piping and
instrumentation diagram
symbols / p\u0026id 
  Pipe Sizes and
Pipe Schedule - A Complete
Guide For Piping
Professional

Create Piping \u0026

Online Library P Id Symbols Wordpress

Instrumentation Diagram (P
\u0026amp; ID) Diagram Online
P\u0026amp;ID SYMBOLS | Piping
Analysis ~~Commonly used
P\u0026amp;ID Symbols How to
read P\u0026amp;ID and Details
of P\u0026amp;ID P\u0026amp;ID
symbols and legends | Pdf
Document | Piping P\u0026amp;ID
Symbol Valve Symbol as per
ISA | Design hub | P\u0026amp;ID |
**Piping and instrumentation
diagram symbols | Valves and
fittings** PFD, P \u0026amp; ID
Symbols, PID Pipe Design
Series — P\u0026amp;ID Symbol—
Valve type with symbol P Id
Symbols —~~

P&ID is the acronym for
“Piping and instrumentation
diagram”, i.e. a very
detailed diagram showing the

Online Library P Id Symbols Wordpress

processes happening within a plant, the involved equipment, and their interconnections. A set of standardized P&ID symbols is used by process engineers to draft such diagrams.

~~P&ID Symbols (Complete List & PDF) — Projectmaterials~~

P&ID Ductwork Symbols and Their Usage Provide various lifelike ductwork symbols, including straight duct, bend duct, junction duct, cross duct, transition, etc. It's easy to represent PID process when you have these vector ductwork symbol Read More >> Posted by Janice | 22.04.2020

Online Library P Id Symbols Wordpress

~~All Symbols for P&ID —
Edrawsoft~~

P&ID is an abbreviation meaning ' Piping and Instrumentation Diagram '. Piping and Instrumentation Diagrams are graphical representations of a process system. These are fundamental to every standardized engineering project. These two-dimensional diagrams function as a blueprint for the engineering system's design.

~~Common P&ID Symbols: A
Definitive Guide | Vista
Projects~~

Piping and Instrumentation
Diagram Standard Symbols

Online Library P Id Symbols Wordpress

Detailed Documentation provides a standard set of shapes & symbols for documenting P&ID and PFD, including standard shapes for the instrument, valves, pump, heating exchanges, mixers, crushers, vessels, compressors, filters, motors, and connecting shapes.

~~Standard P&ID Symbols Legend
—Edrawsoft~~

P&ID symbols are a graphical representation of physical equipment that installed on the field. There are few ISO and British standards available that provide symbols and best practices to draw PFD and P&ID such

Online Library P Id Symbols Wordpress

as, ISA S5.1, BS 5070, and
ISO 10628. Pumps and Turbine
P&ID Symbols

~~P&ID and PFD Drawing Symbols
and Legend list (PFS & PEFS)~~

About P&ID symbols Piping
and instrumentation
diagrams, or P&IDs, are used
to create important
documentation for process
industry facilities. The
shapes in this legend are
representative of the
functional relationship
between piping,
instrumentation, and system
equipment units.

~~P&ID Symbols and Notation |
Lucidechart~~

Piping and Instrument

Online Library P Id Symbols Wordpress

Diagram Standard Symbols
Detailed Documentation
provides a standard set of
shapes & symbols for
documenting P&ID and PFD,
including standard shapes of
instrument, valves, pump,
heating exchanges, mixers,
crushers, vessels,
compressors, filters, motors
and connecting shapes.

~~Standard P&ID Symbols Legend~~
~~+ Industry Standardized P&ID~~
~~...~~

all symbols > others > P&ID.
valves and fittings with
safety function shut-off
valves lifting, conveying
and transport processing
machines driers vessels with
internals centrifuges

Online Library P Id Symbols Wordpress

agitators, stirers
separators scales motors,
engines, drives mixers and
kneaders liquid pumps
vessels and tanks fittings
filters feeders and
distribution facilities
crushers valves pumps and
turbines others motors ...

~~P&ID symbols — ProfiCAD~~
P&ID symbols for DCS So,
let's look at the P&ID
symbols for PLC and DCS. If
you recall, stand-alone
instruments are indicated on
a P&ID by a circle with a
tag number. The horizontal
bar across the middle of the
circle indicates the
physical instrument resides
in a primary location

Online Library P Id Symbols Wordpress

accessible to an operator on the main control panel.

~~How to Interpret DCS and PLC Symbols on a P&ID | RealPars~~

P&ID symbols and notations

One area of P&IDs that is standardized are the instrumentation symbols, the key to being able to understand P&IDs.

Instrumentation symbols appearing on diagrams adhere to ANSI/ISA's S5.1-1984 (R 1992) standards.

~~Piping & Instrumentation Diagrams Guide | Lucidechart~~

A piping and instrumentation diagram (P&ID) is defined as follows: A diagram which shows the interconnection of

Online Library P Id Symbols Wordpress

process equipment and the instrumentation used to control the process. In the process industry, a standard set of symbols is used to prepare drawings of processes.

~~Piping and instrumentation diagram — Wikipedia~~

P&ID Symbols and Codes The symbols contained in P&IDs represent the equipment in the process such as actuators, sensors, and controllers. Process equipment such as valves, instruments, and pipelines are identified by codes and symbols.

~~How to Read a P&ID? (Piping~~

Online Library P Id Symbols Wordpress

~~& Instrumentation Diagram~~

~~...~~

Details about the P&ID symbols Each symbol is drawn to 1:1 scale on layer zero with "bylayer" attributes. Once inserted, simply rotate the symbol into position and it will take on the characteristics of your current layer settings. Valve and instrument symbols also contain built-in attributes.

~~P&ID Symbols Library - 300 +
AutoCAD symbols~~

Requests in P&I diagrams and data exchange between P&ID tools for PCE-CAE tools [14] ISA 5.1, Instrumentation Symbols and Identification:

Online Library P Id Symbols Wordpress

NOTE It is the overall ISO/TC10/SC10 plan to withdraw ISO 3511 (all parts). The graphical symbols have already been transferred to the ISO 14617 series. Diagram rules for the application of graphical symbols for measurement and control in diagrams are ...

~~ISO 15519-2:2015(en),
Specifications for diagrams
for ...~~

Media in category "P&ID symbols" The following 47 files are in this category, out of 47 total.

Autoclave.svg 71 × 71; 13 KB.
Bag.svg 71 × 71; 5 KB.
Ceiling conveyor.svg 71 × 71; 4 KB.
Covered gas

Online Library P Id Symbols Wordpress

vent.svg 36 × 44; 2 KB.
Curved gas vent.svg 71 × 71;
3 KB. Dryer.svg 71 × 71; 3
KB. Dust trap.svg 71 × 71; 3
KB. Elutriator.svg 71 × 71;
3 KB. Filter-symbol.svg 228
× 126; 230 bytes. Funnel ...

~~Category:P&ID symbols~~

~~Wikimedia Commons~~

What are P&ID Symbols? P&ID stands for “Piping and Instrumentation Diagram” which is a detailed overview of processes with (P&ID) symbols itemising what equipment is used at each step within a process. Often there is more than one symbol available for a particular piece of equipment.

Online Library P Id Symbols Wordpress

~~What are Pump P&ID Symbols?~~

~~— North Ridge Pumps~~

Get a thorough explanation of symbology as it relates to Piping and Instrumentation-controls symbology, tag identification, I/O devices, valve symbol, primary flow element, horizontal line types, dashes, and more. As I mentioned in Part 2, the meanings of the various symbols used on P&IDs (aka, symbology) are defined on separate drawings called "Lead Sheets" (or Legend Sheets).

~~Interpreting Piping and
Instrumentation Diagrams~~

Online Library P Id Symbols Wordpress

~~Symbology ...~~

A P&ID (piping and instrumentation diagram) is a graphic representation of the piping and system components in your process that uses standard symbols and annotations. It plays a big role in the management of a physical process. The ISA5.1 is a standard for P&ID symbols. What's a piping and instrumentation diagram (P&ID)?

Copyright code : 25c66845485
59e02c144b187bb013568